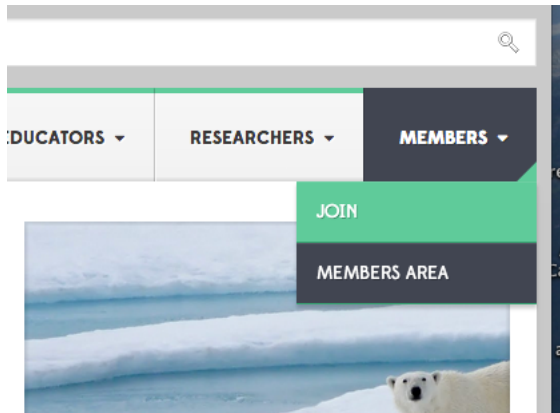
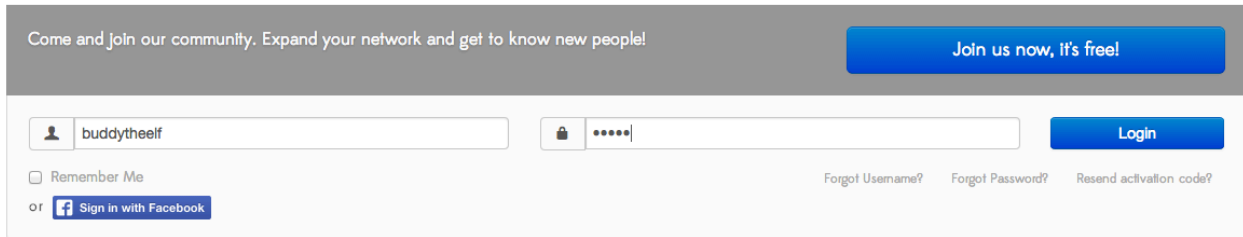


How to Join Master Class Discussion Group

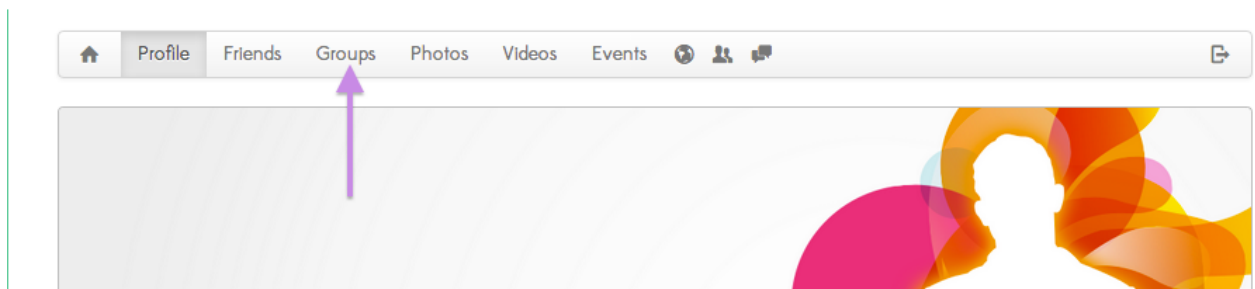
1. “Join” or log into “Members Area” from the home page of <http://polareducator.org/>



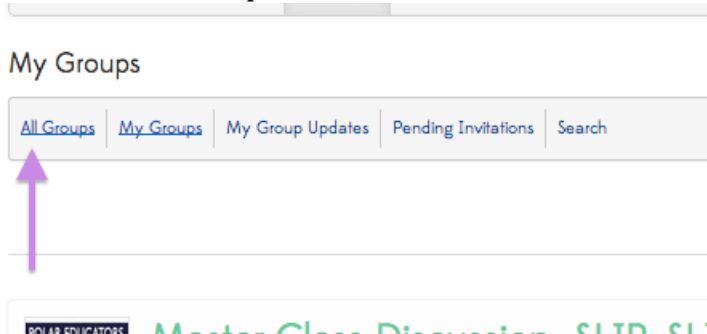
2. Login with your ID



3. Choose “Groups” from the toolbar.




4. Choose “All Groups” from the toolbar.



5. Scroll to “Master Class – Ice Core Evidence.” Click on blue text to go to group page.

Groups

[All Groups](#) | [My Groups](#) | [My Group Updates](#) | [Pending Invitations](#) | [Search](#) [Create](#)



Master Class - Ice Core Evidence

3 Members · 0 Discussions · 0 Wall Posts

Welcome to the Master Class: Natural and Anthropogenic (that pesky word) Climate Impacts: Evidence from Ice Cores with Dr. Joe McConnell and Linda Morris. This is the group area used by all class participants to access archives, share insights, and ask & answer questions. Your...

Category: Master Class Series · Created: Tuesday, 30 September 2014

[Like](#) [Comment](#)

6. On group page choose “Join Group.”



[Photos](#) [0 Videos](#) [0 Events](#)

7. During the process you may be asked to login again. Depending on your browser, you might have to scroll down on this screen.

[Forgot](#)

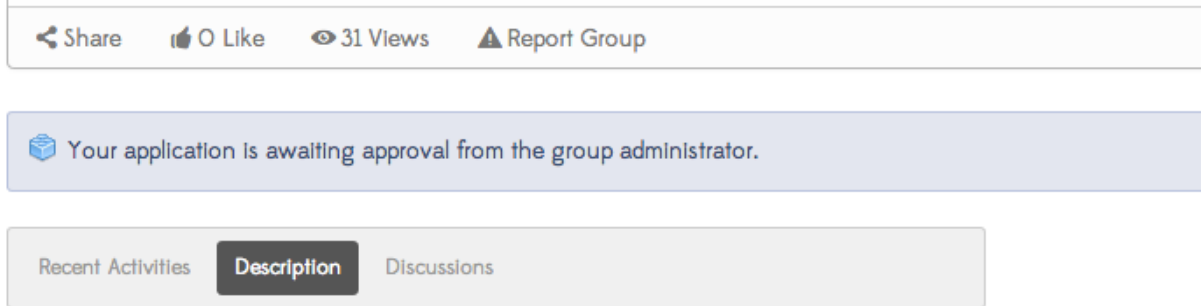
[Forgot](#)

Climate Impacts:
group area
by all class participants to access archives, share insights, and ask & answer questions.
our responsibility as a participant is to check your notifications and keep the conversations
ve. How to Get Started: You will find an up-to-date Course Syllabus and other documents
the documents section. You can access the discussions via the discussions tab above.


8. Login again with your username and password. Scroll down and make sure you click on “Remember Me” so you won’t have to keep doing it. Then click “Login.”



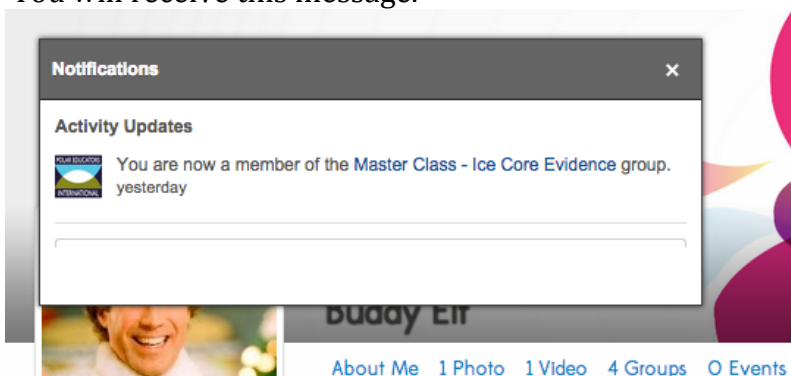
9. You will receive this message after you request membership in the group.



10. Once your membership is approved you will get a message. Click on Global Notification icon on your profile page.

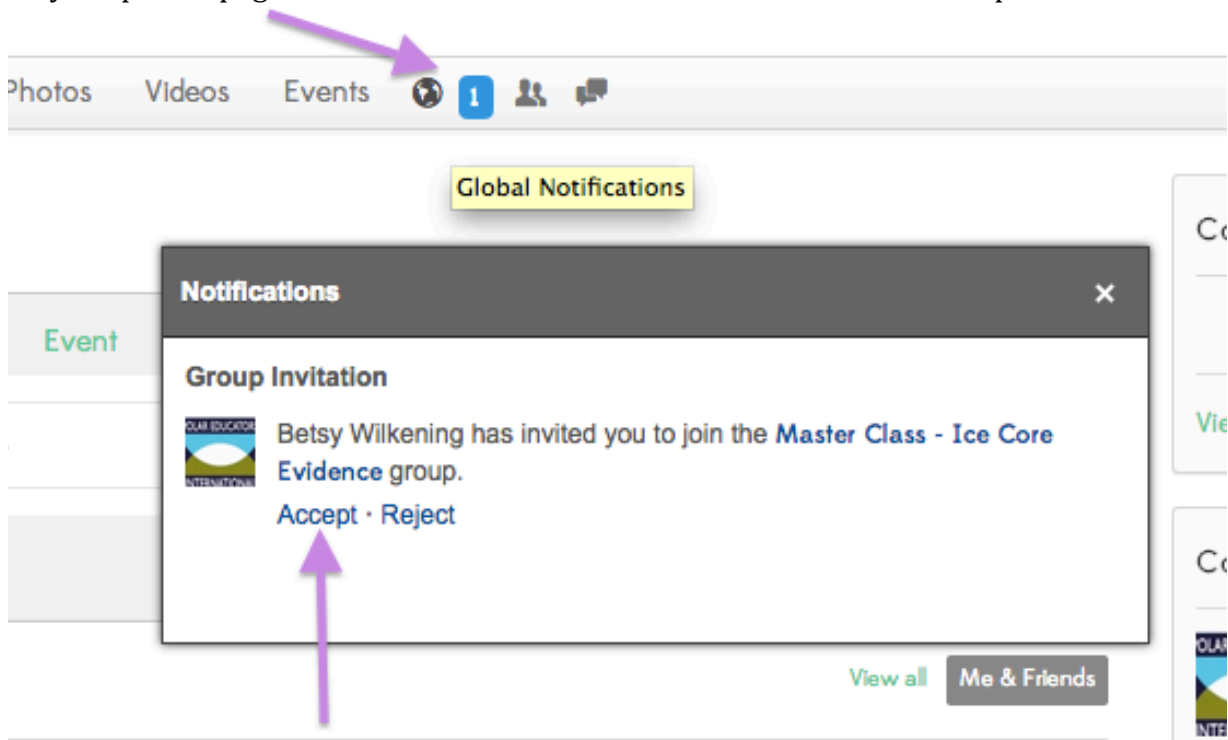


11. You will receive this message.

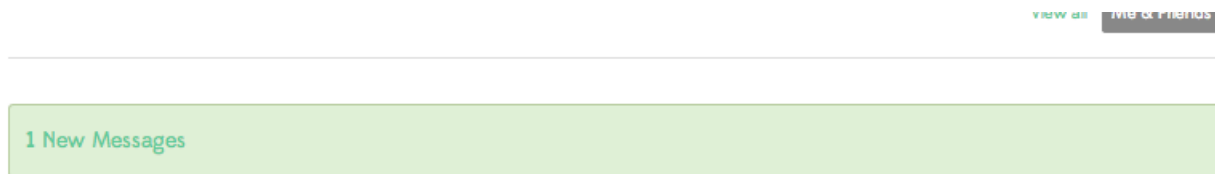


How to Accept an Invitation to Join a Group

1. If you are invited by another member to join the group, you will receive a notification on your profile page. Click on Global Notifications and then choose "Accept."




2. At this point you may be redirected again to login to the system. See #7 & #8 above.
3. Once you accept the membership, you will get a message on your profile page.



 You are now friends with [Betsy Wilkening](#)

4. Click on the "1 New Message" text, and you will see you are now a member of the group.

 [Betsy Villaescusa](#) and 3 others have joined the group [Master Class - Ice Core Evidence](#)

 You are now friends with [Betsy Wilkening](#)